



BMFA Helicopter A & B Certificates


We are often asked what is involved in getting the British Model Flying Association Helicopter A & B Certificates.

Here is a brief summary of what is involved for each.

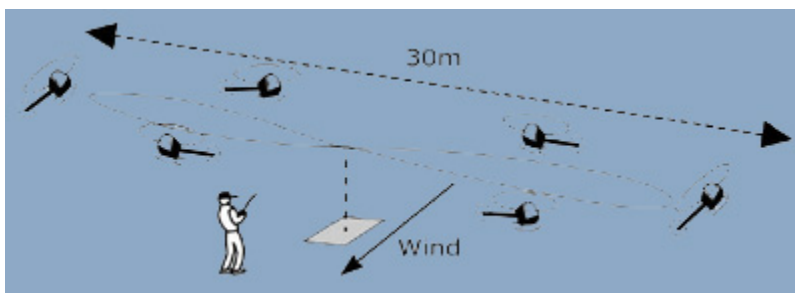
The A Certificate

The examination for a helicopter A certificate may be taken on application to a registered helicopter or fixed wing examiner. The candidate must successfully carry out the following flying tests:

1. Carry out pre-flight checks as required by the BMFA safety codes.
2. Take off and hover tail in over the take off point, with the helicopter skids at eye level, for approximately fifteen seconds.
3. Hover the helicopter slowly sideways, either left or right, for approximately five metres, stop and hover briefly.
4. Hover the helicopter slowly sideways in the opposite direction to bring it back to its original position in front of the pilot, stop and hover briefly.
5. Fly slowly forwards for approximately five metres, stop and hover briefly.
6. Fly slowly backwards, bringing the helicopter back to its original position over the take off point, stop, hover briefly and land.



7. Take off and hover briefly, turn sideways either left or right and fly forwards to perform two 'lazy eights', each at least 30 metres in length. Each time the helicopter passes in front of the pilot it must be side on to the pilot.
8. At the conclusion of the 'lazy eights', bring the helicopter to a halt above the original take off point, hover briefly and land.



9. Complete post-flight checks as required by the BMFA safety codes.

The above schedule must be completed in one flight and two attempts per examination will be allowed in one day.

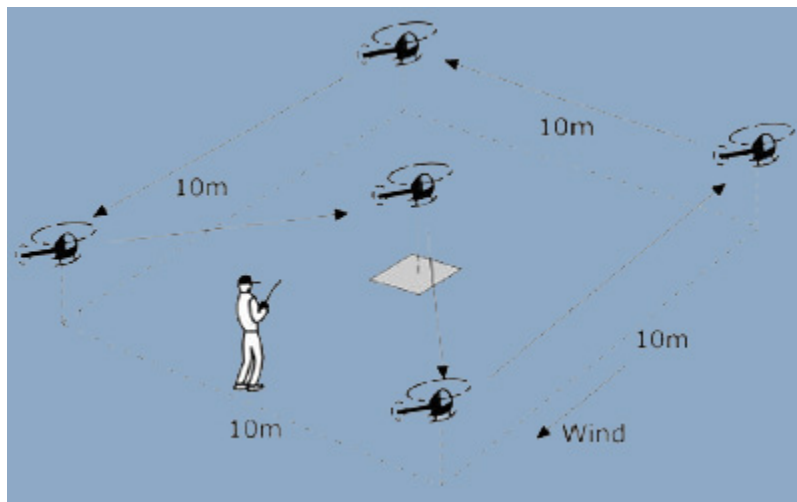
In addition to the above flying schedule, the candidate must answer correctly at least five questions from the BMFA safety codes for general flying and local flying rules.

The B Certificate

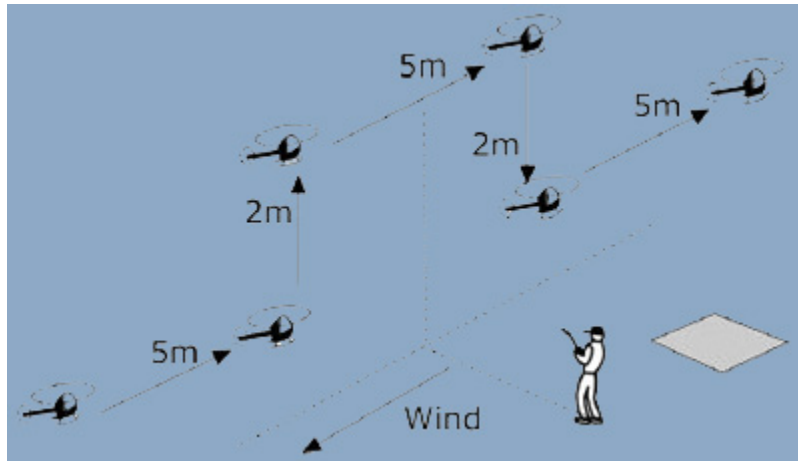
The examination for a helicopter B certificate may be taken on application to a registered examiner. The examination may be carried out by either a Helicopter Qualified Chief Examiner or Two Registered Examiners the lead of which must be Helicopter Qualified.

The candidate must successfully complete the following flying tests:

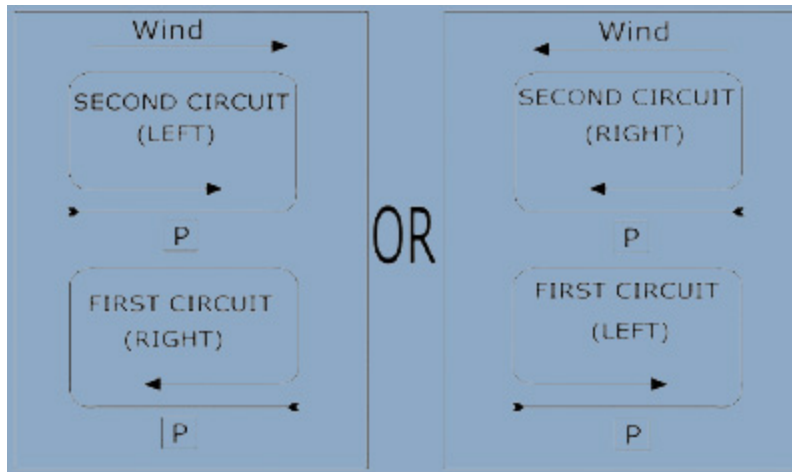
1. Carry out pre-flight checks as required by the BMFA safety codes.
2. Perform one hovering 'M'



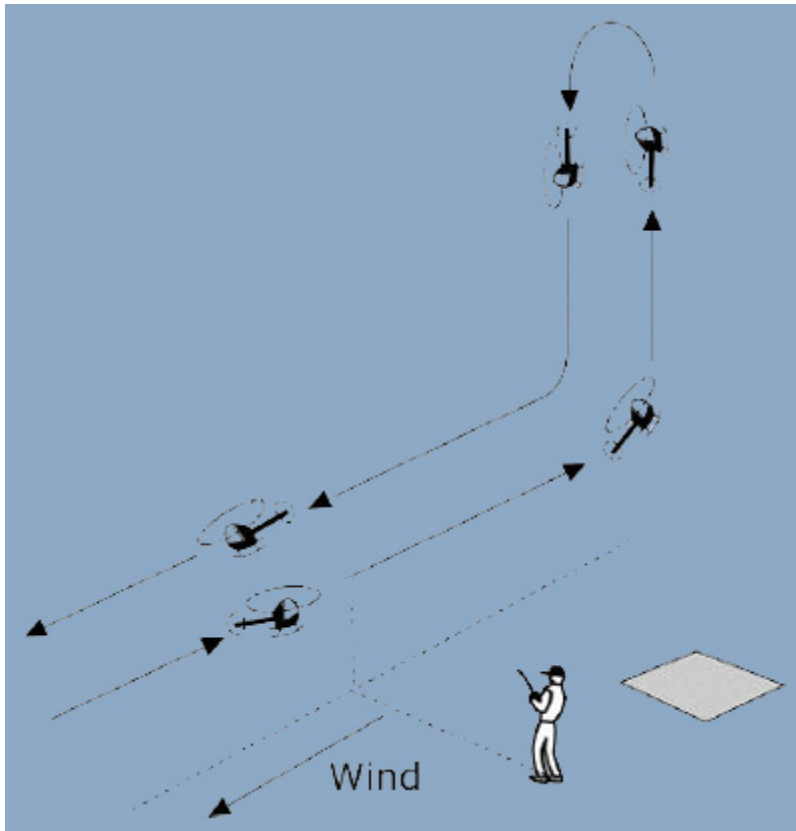
3. Perform one 'Top Hat'.




4. Take off and climb to a safe altitude.
5. Fly a left hand circuit.



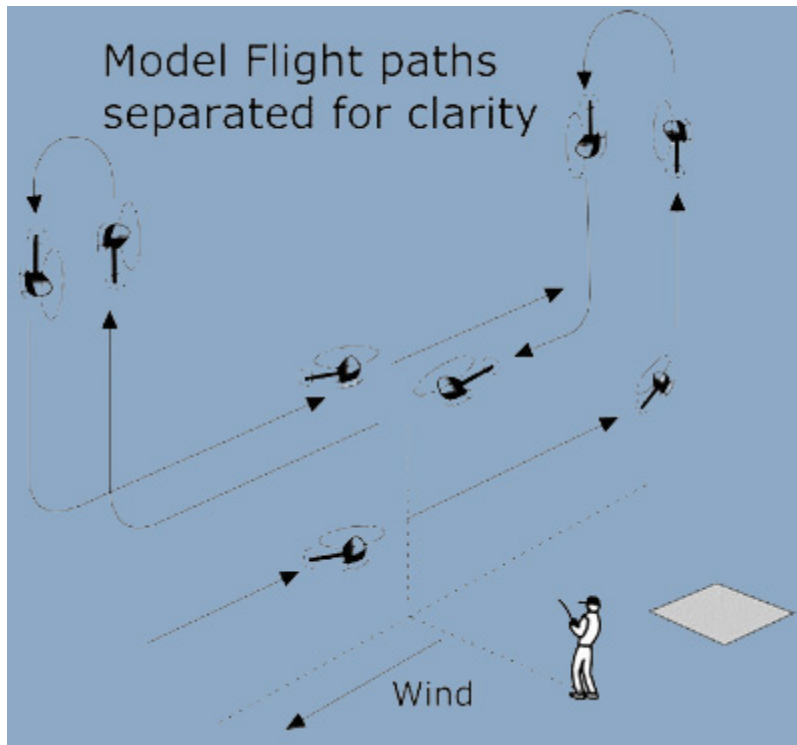
6. Fly a right hand circuit.
7. Perform one stall turn.



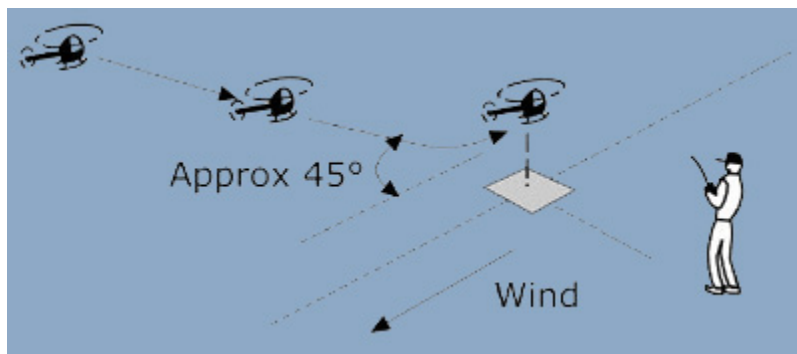
8. Perform one twenty second nose-in hover.



9. Perform one double stall turn. Note that the stall turns must be performed with opposite rotation, i.e., first one to the left, second one to the right or vice-versa.



10. Perform an approach at 45° to the vertical, landing within a predetermined two metre square.



11. Complete post-flight checks as required by the BMFA safety codes.

All manoeuvres must be carried out in front of the pilot. The schedule must be completed in one flight. Exceptionally, at a pre-determined point in the flight and intermediate landing may be permitted for the sole purposes of refuelling or the fitting of a freshly charged battery. This landing may only be made with the prior consent of the examiners. Two attempts per examination will be allowed in any one day.

In addition to the above flying schedule the candidate must answer satisfactorily at least eight questions from the BMFA safety codes for general flying and model flying displays and local flying rules.

